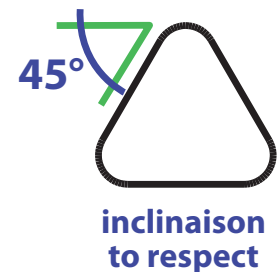
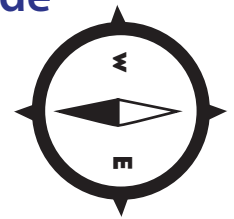
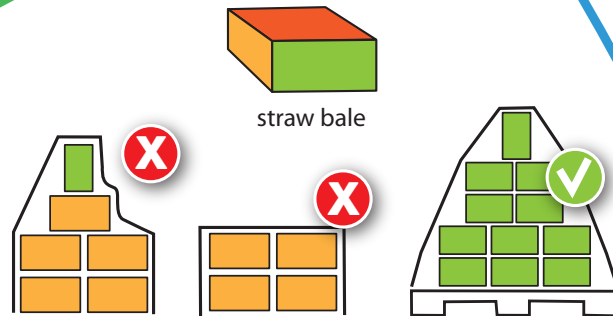


SUBTEX®

140

LAYING ADVICES

- . Smooth face = outer side
- . Rough face = inner side
- . The printing: «This side down» must be on the forage side
- . The sewing direction is not important
- . Always place your stack facing North-South
- . Do not place your stack next to an hedge, a tree or a building
- . The fabric must always be fully stretched
- . The stack should be pyramid shape with an angle of 45°
- . Ballast the fabric with CLACPACK® or Velcro with a weight of 7 to 8 kg per fixation
- . The ballasting should never touch the ground
- . Leave a space between the stack and the fabric to create ventilation underneath if possible



ADVANTAGES

- . 4 years UV warranty
- . Humidity escapes through the breathing effect
- . Resistant to tearing
- . Can also be stretched over cereals...
- . 100% made of polypropylene

THE GOOD PRACTICES



THE BAD PRACTICES



+33(0)2 77 02 91 53
16 rue de la poste
27950 St Marcel - FRANCE



DISTRIBUTOR

v2